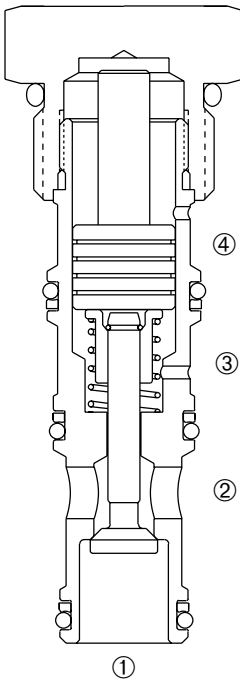


## DPCV-100

### Vented, Pilot To Open, Poppet-Type Cartridge Check Valve



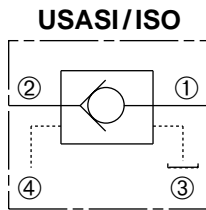
#### DESCRIPTION

A cartridge valve designed to allow free flow in one direction while preventing flow in the opposite direction. Reverse flow can be achieved by reaching the required pilot pressure. This valve is commonly used as a load holding or blocking valve.

#### OPERATION

Pressure at ② overcomes the spring-bias poppet and allows free flow to ①. Flow in the opposite direction, from ① to ②, is blocked by the poppet. When the required pilot pressure is achieved at ④, the poppet unseats and allows flow between ① and ②. Port ③ is vented to tank to keep one side of the pilot piston at low pressure and isolated from back pressure at port ②. The pilot piston area to poppet seat area is 3 to 1.

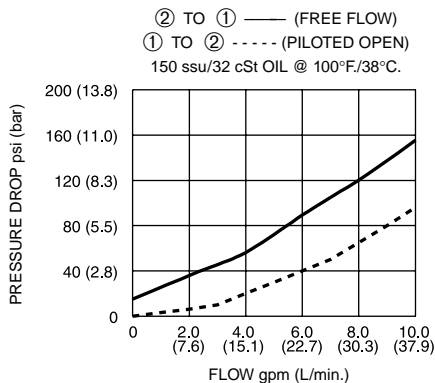
#### SYMBOL



#### FEATURES and BENEFITS

- Vented pilot design.
- Hardened poppet and sleeve for long life.
- Low leakage.
- Industry common cavity.
- Compact size.

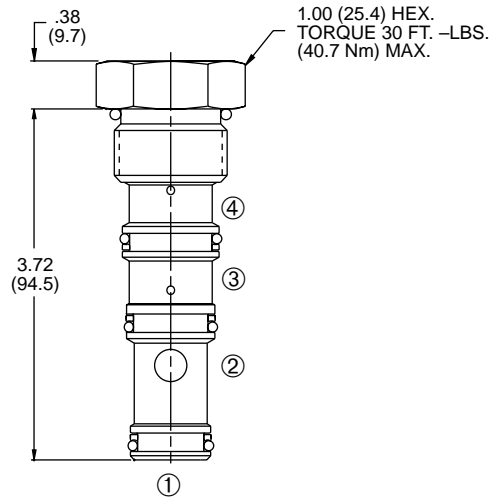
#### PRESSURE DROP VS. FLOW



#### SPECIFICATIONS

- Operating Pressure:** 3000 PSI (207 Bar)
- Flow:** See PRESSURE DROP VS. FLOW graph.
- Internal Leakage:** 5 drops/min. max. at 3000 PSI (207 Bar)
- Crack Pressure:** 15 PSI (1.0 Bar)
- Pilot Ratio:** 3 to 1
- Temperature:** -30° F to +250° F (-35°C to +120° C)
- Recommended Filtration:** Critical Application-ISO 16/12  
Non-Critical Application-ISO 19/15
- Fluids:** Mineral-based fluids.  
For other fluid compatibility consult factory.
- Cavity:** 100-4L, see page 0.21.
- Cavity Tool:** See page 0.21.
- Body Material:** Anodized 6061T6 aluminum alloy rated at 3000 PSI (207 Bar).

## INSTALLATION DIMENSIONS



( ) Parentheses = Millimeters

## HOW TO ORDER

