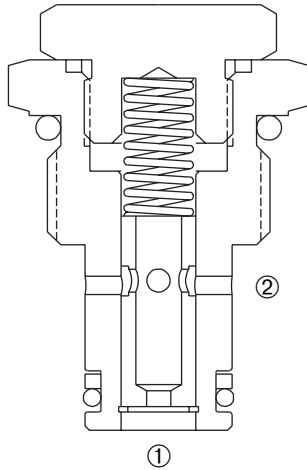


DFR-080

Fixed, Pressure-Compensated Cartridge Flow Regulator Valve



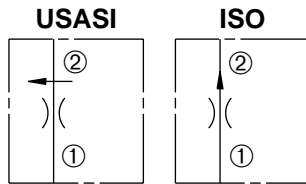
DESCRIPTION

A fixed cartridge valve designed to regulate flow regardless of load pressure. This valve is a restrictive-type flow regulator designed for low flow applications.

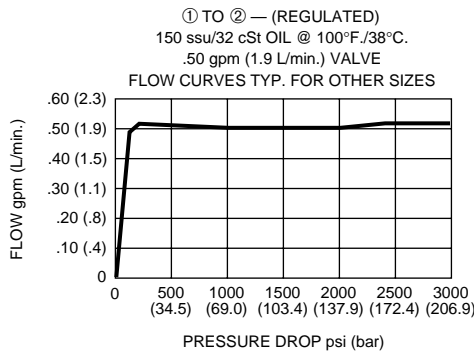
OPERATION

The DFR-080 maintains constant flow within specified accuracies from ① to ② regardless of downstream load pressure. When flow produces a minimum predetermined pressure differential across the compensator spool control orifice, the spool shifts against the spring force to throttle the flow and maintain the flow setting. Reverse flow is not regulated.

SYMBOLS



PRESSURE DROP VS. FLOW



FEATURES and BENEFITS

- Pressure-compensated.
- Quiet response.
- Low flow capabilities.
- Industry common cavity.
- Compact size.

SPECIFICATIONS

Operating Pressure: 3000 PSI (207 Bar) A minimum pressure differential of 75 PSID is required to operate valve.

Flow: Ranges from 0.1 GPM to 2.0 GPM (0.4 to 7.6 L/min.)
(See ordering table)

Flow Tolerances: Flows 0.1 GPM to 1.5 GPM (0.4 to 5.7 L/min.) $\pm 15\%$
Flows over 1.5 GPM (5.7 L/min.) $\pm 10\%$

Temperature: -30°F to +250°F (-35°C to +120°C)

Recommended Filtration: ISO 16/12

Fluids: Mineral-based fluids.

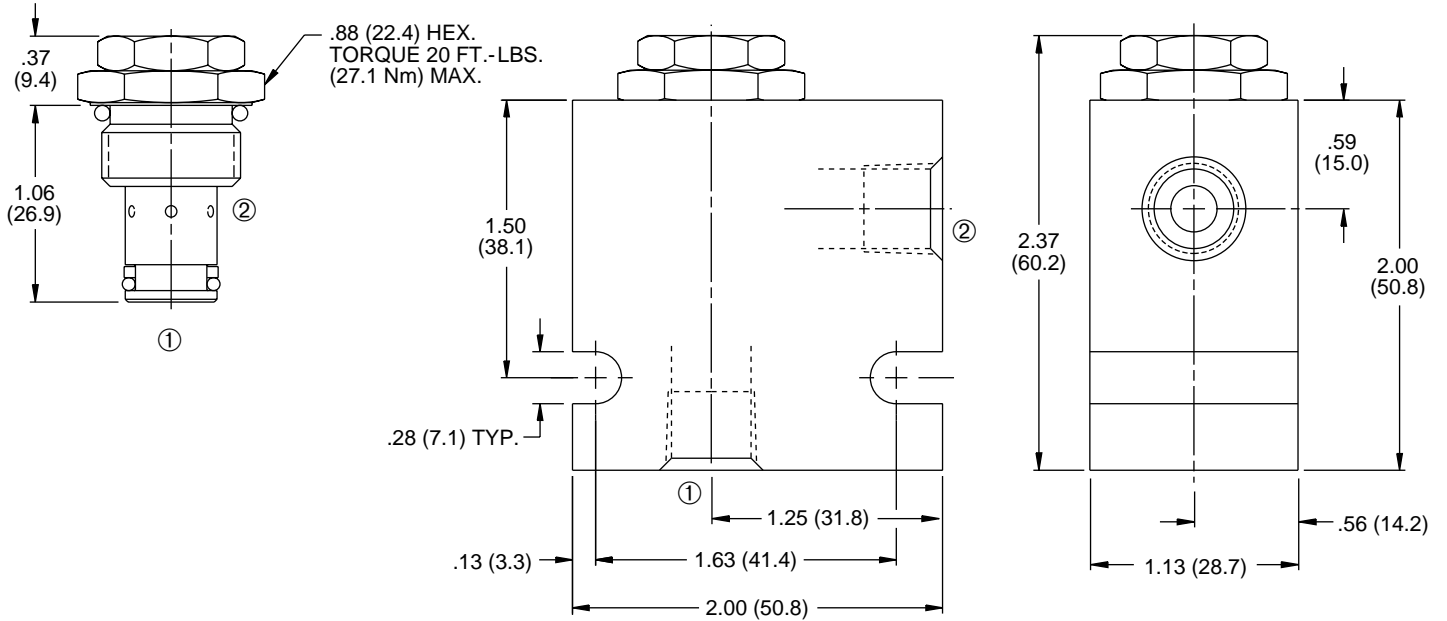
For other fluid compatibility, consult factory.

Cavity: 080-2, see page 0.20

Cavity Tool: See page 0.20

Body Material: Anodized 6061T6 aluminum alloy rated at 3000 PSI (207 Bar).

INSTALLATION DIMENSIONS



() Parentheses = Millimeters

HOW TO ORDER

