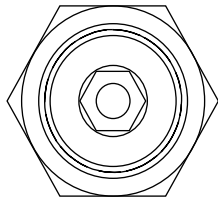
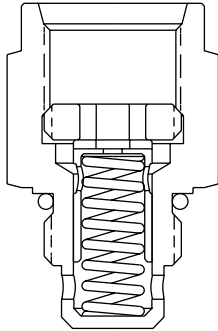


PCM 88

Fixed, Free Reverse, Externally Ported Pressure-Compensated Cartridge Flow Regulator Valve



IN



OUT

DESCRIPTION

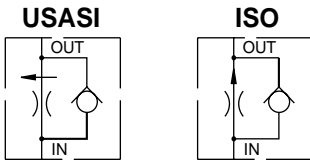
A fixed cartridge valve designed to regulate flow regardless of load pressure. This valve is a restrictive-type flow regulator designed for a wide variety of flow applications.

The male outlet port allows for quick installation into existing manifolds for meter-in control with free flow in the opposite direction.

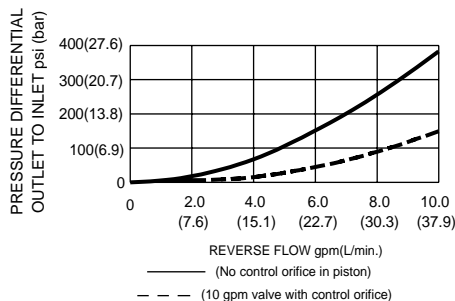
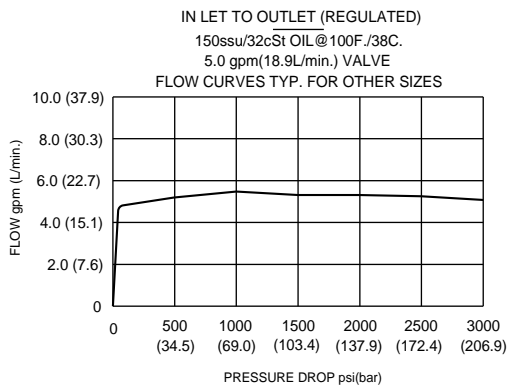
OPERATION

The PCM 88 maintains a constant flow within specified accuracies from inlet to outlet regardless of downstream load pressure. When flow produces a minimum predetermined pressure differential across the compensator spool control orifice, the spool shifts against the spring force to throttle the flow and maintain the flow setting. In the reverse direction the spool shifts to permit free flow.

SYMBOLS



PRESSURE DROP VS. FLOW



FEATURES and BENEFITS

- Pressure-compensated.
- Quiet response.
- Free-reverse.
- Industry common cavity.
- Compact size.

SPECIFICATIONS

Operating Pressure: 3000 PSI (207 Bar)
Flow: Ranges from 1 GPM to 10 GPM (3.8 to 37.9 L/min.)
(See ordering table)

Flow Tolerances: Flows up to and including 1.5 GPM (5.7 L/min.) $\pm 15\%$
Flows over 1.5 GPM (5.7 L/min.) $\pm 10\%$

Temperature: -30°F to +250°F (-35°C to +120°C)

Recommended Filtration: ISO 16/12

Fluids: Mineral-based fluids.

For other fluid compatibility, consult factory.

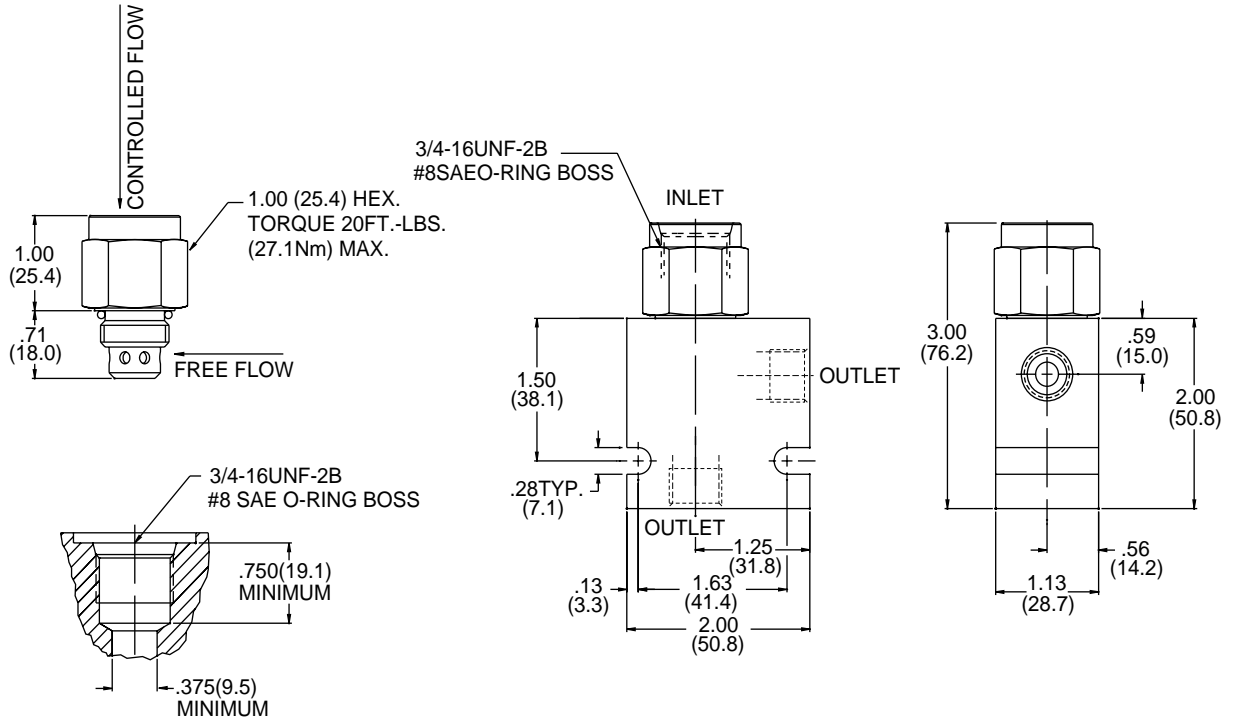
Cavity: #8 SAE, see page 3.60

Optional Cavity: 080-2, see page 0.20

Optional Cavity Tool: see page 0.20

Body Material: Anodized 6061 T6 aluminum alloy rated at 3000 PSI (207 Bar).

INSTALLATION DIMENSIONS



() Parentheses = Millimeters

HOW TO ORDER

