

LLPC

Fixed, Free Reverse, Externally Ported Pressure-Compensated Cartridge Flow Regulator Valve

DESCRIPTION

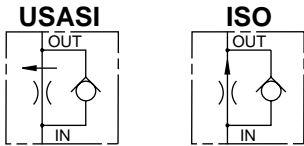
A fixed cartridge valve designed to regulate flow regardless of load pressure. This valve is a restrictive-type flow regulator designed for low flow applications.

The male outlet port allows for quick installation into existing manifolds for meter-in control with free flow in the opposite direction.

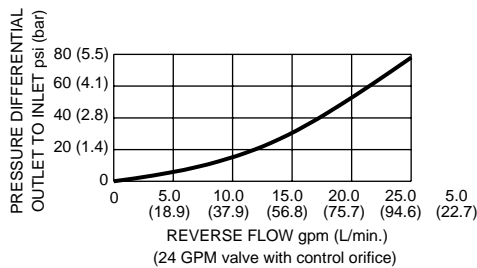
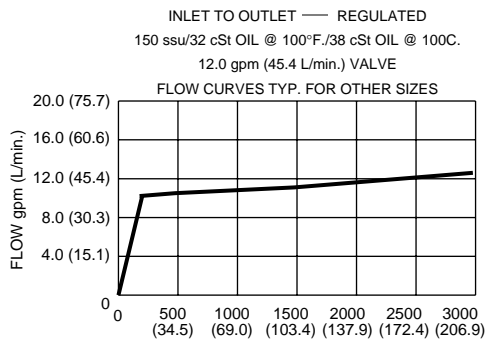
OPERATION

The LLPC maintains a constant flow within specified accuracies from inlet to outlet regardless of downstream load pressure. When flow produces a minimum predetermined pressure differential across the compensator spool control orifice, the spool shifts against the spring force to throttle the flow and maintain the flow setting. In the reverse direction the spool shifts to permit free flow.

SYMBOLS



PRESSURE DROP VS. FLOW



FEATURES and BENEFITS

- Pressure-compensated.
- Quiet response.
- Free-reverse
- Compact size.

SPECIFICATIONS

Operating Pressures: 3000 PSI (207 Bar)

Available Flow: 8 GPM (30.3 L/min.)

12 GPM (45.4 L/min.)

17 GPM (64.3 L/min.)

24 GPM (90.8 L/min.)

Flow Tolerances: All valves +5%-15%

Temperature: -30°F to +250°F (-35°C to +120°C)

Recommended Filtration: ISO 16/12

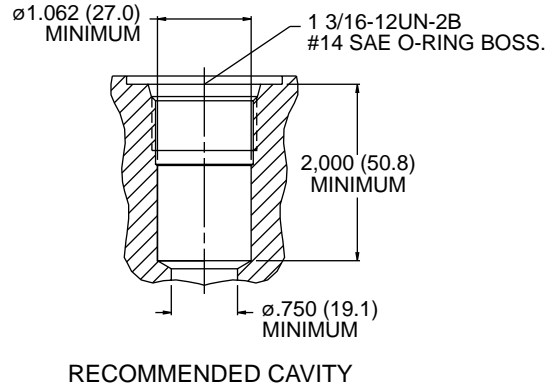
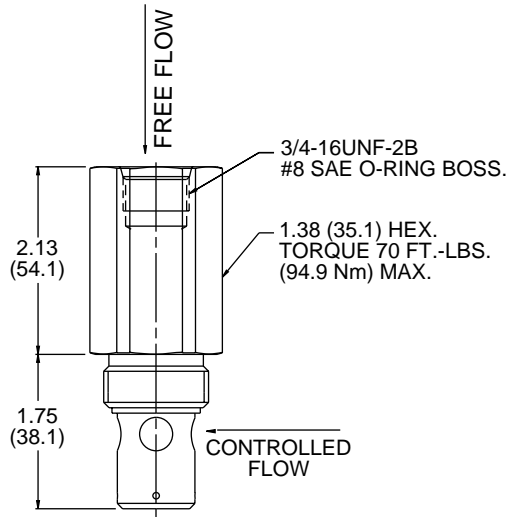
Fluids: Mineral-based fluids.

For other fluid compatibility, consult factory.

Cavity: See page 3.64

DELTROL

INSTALLATION DIMENSIONS



() Parentheses = Millimeters

HOW TO ORDER

